

DATA ANALYTICS

MRAM

October 2016

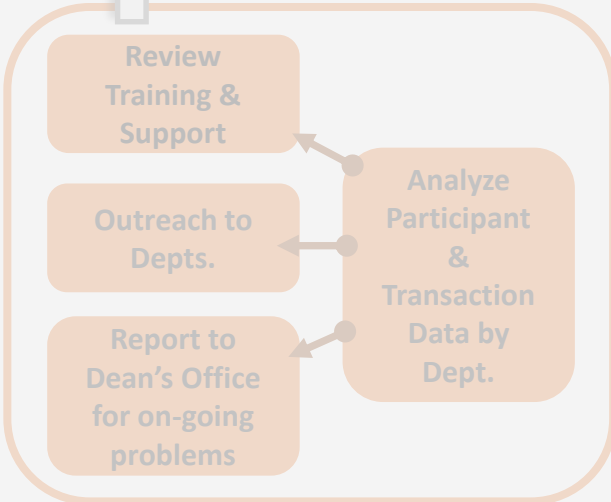
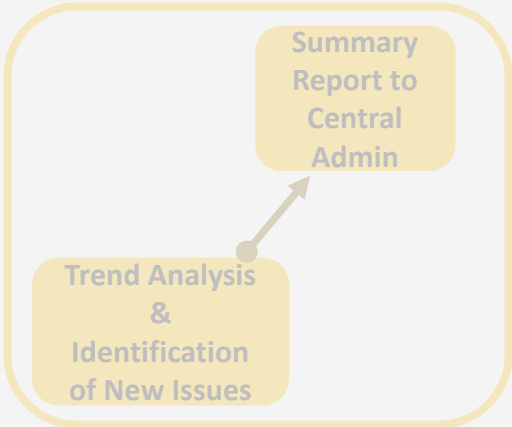
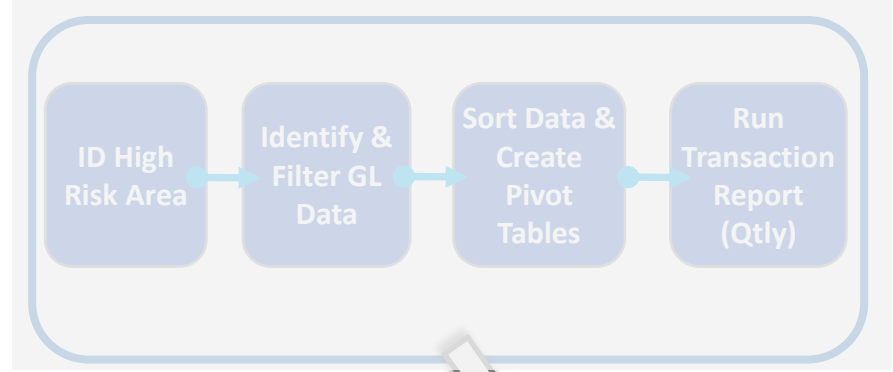
Andra Sawyer

RAA/Post Award Fiscal Compliance (PAFC)

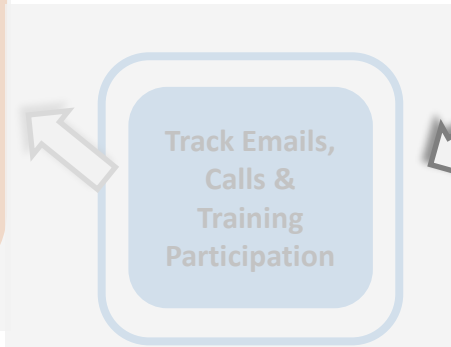
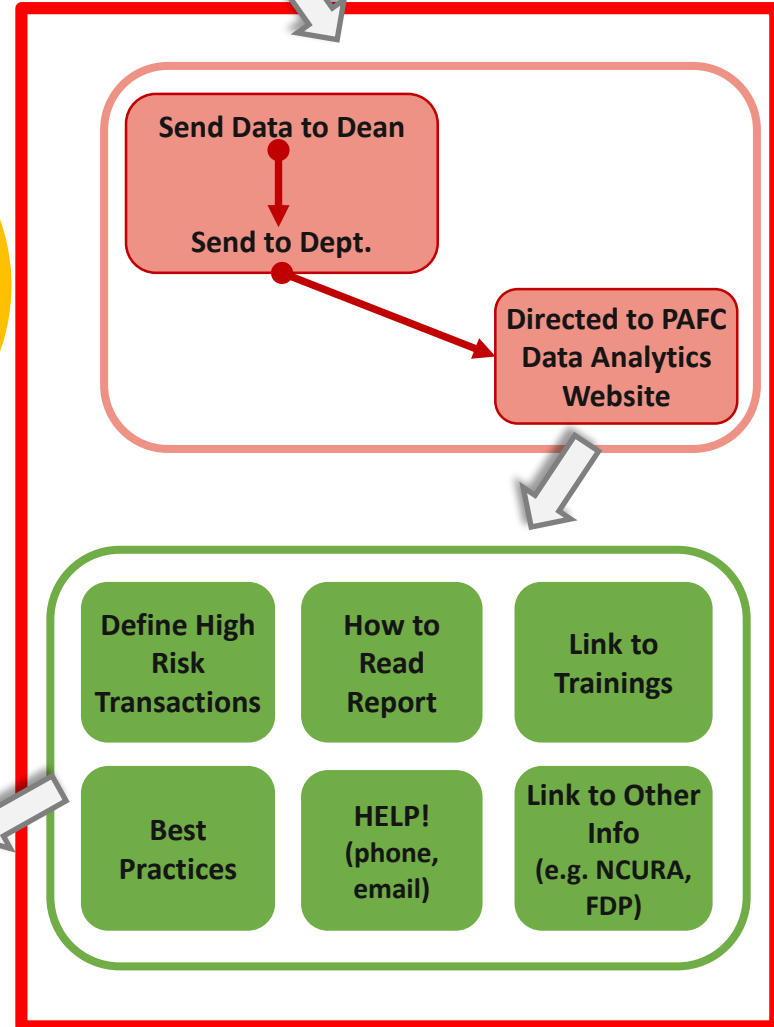
Audit Data Analytics

- Instead of sampling, auditors analyze ALL expense transaction data
- On-going NSF Audit used Data Analytics
- UW's Data Analytics program identifies high risk transactions
- Data used for review & identification of trends
- Overall goal is a reduction in high risk transactions

PAFC Data Analytics Program



GOAL
REDUCTION IN
HIGH RISK
TRANSACTIONS



2015 Expenditure Data on Federal Awards

20% (\$1.9m): Cost Transfers > 120 days

\$2.3m: Equipment in last 90 days of Award

\$668k: Food/Meal

\$19.3m: Travel

Sample Report

Cost Transfers onto a Federal Report within last 30 days of Award End

Indicator	To	<input type="button" value="↓Y"/>	
30DaysEnd	Yes	<input type="button" value="↓Y"/>	
OrgDeptLevelName	BASKET WEAVING	<input type="button" value="↓Y"/>	
Budget Number	<input type="button" value="↓"/>	Total Amount	Transaction Count
<input type="checkbox"/> 62-0000	\$	27,472.19	19
-8	\$	11,408.74	8
4	\$	16,063.45	11
Grand Total	\$	27,472.19	19

Data Analytics Schedule

- Oct 6: 2016 Q2 Cost Transfers released
- Nov 9: CORE class
- Nov 18: 2016 Q3 CT & End of Award Report release
- Early 2017: Travel, Food, Pre-Award Report release



More Information....

- PAFC website:
<http://f2.washington.edu/fm/pafc/>
- PAFC e-mail:
gcafco@uw.edu

W UNIVERSITY of WASHINGTON

Students / Parents / Faculty & Staff / Alumni

HOME / REGULATIONS / SPENDING / DATA ANALYTICS ▾ / AWARD MANAGEMENT / ABOUT US / FAQs / TRAINING & OUTREACH

Post Award Fiscal Compliance

Helping the UW fulfill requirements of post award fiscal compliance regulations

Data Analytics

Cost Transfers Data Analytics

DATA ANALYTICS PROGRAM

Click on the picture below to view a **3 minute video** describing the Data Analytics Program:

W

Data Analytics

Data Analytics is the process of reviewing expenditure data electronically for identification of high risk transactions. Expenditure data (referred to as the General Ledger or GL) from the UW's financial system is downloaded into a spreadsheet and the data is then organized and analyzed to identify high risk or questionable transactions.

The UW's Data Analytics Program downloads and analyzes the expenditure data from the GL then provides it to campus for their review. At the School/College level, it may also provide an opportunity to review trends or anomalies. The transaction identified are those that we anticipate could be questioned in the event of an audit or other sponsor review.

Campus is encouraged to review the data and graphs to identify trends, gaps in internal controls, training opportunities, and any other areas of concern. Individual transaction data is