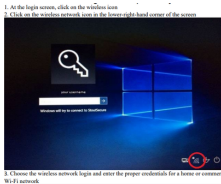


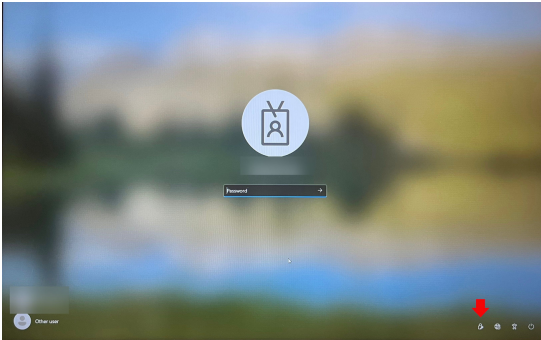
Initial Remote Login or After Password Reset

- Connect to your home network (WiFi instructions Below)



- Click on wireless icon
- Choose your home network and enter credentials for home network

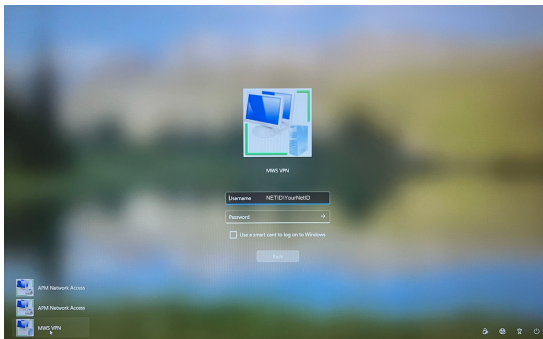
- Network Sign-In - Click the icon in the bottom right indicated in picture



- Select MWS VPN, If missing try Managed Workstation VPN. If neither are present contact us.

Enter your login information in this manner:

NETID\YourNetID



UNIVERSITY of WASHINGTON