

Procard Activation Instructions

- Your Card has been placed in outgoing mail to your attention.
 - Your card must be activated before first use.
 - Review your card for accuracy

<https://ccportal.jpmorgan.com/ccportal/login>

Once your card arrives:

Copy and paste the above website to activate your card, set a pin, and sign up for mobile, email or voicemail alerts.


The screenshot shows the 'Account Information' page of the J.P. Morgan Commercial Card Portal. The page has a dark blue header with the J.P. Morgan logo on the left and 'Commercial Card Portal' on the right. The main content area is white with a light blue border. It features a section titled 'Account Information' with a sub-header 'PLEASE ENTER YOUR J.P. MORGAN CREDIT CARD NUMBER , BILLING ZIP CODE AND CLICK SUBMIT REQUIRED*'. Below this, there are four input fields for the credit card number and one for the billing zip code. At the bottom left, there are links for 'Go to PaymentNet' and 'Go to smartdata'. A blue 'SUBMIT' button is located at the bottom right. The footer contains the text 'Privacy Policy & Disclosures | Terms & Conditions | FAQs | Contact' and '© 2020 JPMorgan Chase & Co. All rights reserved'.

The screenshot shows the 'One Time Passcode' page of the J.P. Morgan Commercial Card Portal. The page has a dark blue header with the J.P. Morgan logo on the left and 'Commercial Card Portal' on the right. The main content area is white with a light blue border. It features a section titled 'One Time Passcode' with a sub-header 'A ONE TIME PASSCODE HAS BEEN SENT TO YOUR EMAIL ADDRESS ON FILE. PLEASE ENTER PASS CODE BELOW AND CLICK SUBMIT REQUIRED*'. Below this, there is a single input field for the one-time passcode. At the bottom left, there are links for 'Go to PaymentNet' and 'Go to smartdata'. A blue 'SUBMIT' button is located at the bottom right.

J.P.Morgan Commercial Card Portal

Activate Card [Mobile Alert](#) [Email Alert](#) [Voice Alert](#) Logout

- PROCARD TEAM
 Alerts for xxxxx-xxxx-xxxx-5666
 JPMC Commercial Card
 LEMONT@UW.EDU

Activate Card 

Enter expiration date to activate your new card. When your account status displays as "Active", you may use your new card. If this is a replacement card, activating your new card will disable your current card. Required*

CARD EXPIRATION DATE


J.P.Morgan Commercial Card Portal

Set Pin [Mobile Alert](#) [Email Alert](#) [Voice Alert](#) Logout


FSWATER
 Alerts for xxxxx-xxxx-xxxx-5209
 JPMC Commercial Card
 ARNOLDCH@UW.EDU

Manage Your Card


Use this portal to activate your card, set pin and manage alerts. To set up mobile, email and voice alerts, select from the buttons below or from the menu. Up to 6 alerts can be created.




Set Pin




Mobile Alert



Email Alert



Voice Alert

Alerts Created
 Refresh